



## REGISTRATION GUIDE

### Table of Contents

|   |    |
|---|----|
| Overview .....  | 2  |
| Before You Register .....                             | 2  |
| Step 1: Registration for User ID and Password .....   | 3  |
| Step 2: Login to CAT 2024 Website .....               | 6  |
| Step 3: Fill Application Form .....                   | 7  |
| 1. PERSONAL DETAILS .....                             | 8  |
| 1.1. Communication Address .....                      | 9  |
| 1.2. Emergency Contact Details .....                  | 9  |
| 1.3. Documents Upload .....                           | 10 |
| 2. ACADEMICS .....                                    | 10 |
| 2.1. SSC/10th/Equivalent Details .....                | 11 |
| 2.2. HSC/12th/Equivalent/Diploma Course Details ..... | 12 |
| 2.3. Bachelor’s Degree Details .....                  | 13 |
| 2.4. Master’s Degree Details .....                    | 15 |
| 2.5. Other Professional Degree Details .....          | 16 |
| 3. WORK EXPERIENCE .....                              | 17 |
| 4. PROGRAMMES .....                                   | 19 |
| 5. TEST CITY .....                                    | 20 |
| 6. DECLARATION .....                                  | 21 |
| 6.1. Application Confirmation Email .....             | 24 |
| 6.2. Application Summary .....                        | 24 |
| 6.3. Candidate Help Desk .....                        | 25 |





# CAT 2024



Already Registered? [LOGIN HERE](#)

## Instructions:

Collapse

### Note:

Kindly use Mozilla (version 94 to 112), Google Chrome (88 to 113) or Microsoft Edge (88 to 113) browser to fill in the Application Form.

The Application Form is compatible with Android (version 4.0 and above) and iOS (version 11 and above)

Fields marked with \* are mandatory.

Carefully read the instructions given below before filling the form:

1. Candidates have to fill in the details mentioned below to receive the User ID and Password.
2. Candidate will receive their User ID and Password on their registered email address and/or on the registered mobile number. Overseas candidates will receive both User ID and Password on their registered email address.
3. Candidate can login with their User ID and Password to complete the application form for CAT 2024.
4. Candidates must provide Correct Name, Date of Birth, Mobile Number and Email Address as these details cannot be changed once the registration is complete.

## REGISTRATION

### Register to get User ID and Password

Name of Candidate: \*

NAME OF CANDIDATE

**Note:** Candidate name should be entered exactly as it appears in 10th/SSC Certificate. Only Alphabets are allowed.

Date of Birth: \*

dd/mm/yyyy

Email Address: \*

Email Address

Confirm Email Address: \*

Confirm Email Address

Country: \*

---Select Country---

Mobile Number: \*

Code

Mobile Number

Confirm Mobile Number: \*

Confirm Code

Confirm Mobile Number

**GENERATE OTP**

## Declaration

I hereby declare that I have carefully read the instructions. All particulars stated in this Registration Form are true and correct to the best of my knowledge and belief. If any information provided is false or incorrect, I shall abide by the actions and decisions taken by CAT authorities.

I Agree

u a y f 4 r

Type 7 characters as shown in image

**Note:** Captcha is case insensitive.

**CONFIRM**

To complete the registration process, generate the OTP by clicking on “**GENERATE OTP**” button. You will be redirected to CAPTCHA to fill and submit the OTP received on your mobile for verification.

The entries on this form cannot be changed once submitted, hence, please ensure that you enter the required information correctly.

## CAT 2024



- **Name of Candidate:** This should be the same as it appears in 10th/SSC Certificate.
- **Date of Birth:** Use the calendar icon to select the correct date
- **Email Address:** Should be valid and unique. You will receive your User ID on this email address only (Overseas candidate will receive both User ID & Password on this email address only).
- **Mobile Number:** Should be valid and unique. You will receive an OTP to verify your mobile number and your Password as an SMS on this number only.
  - India based mobile number should have 10 digits.
  - Mobiles from other countries should be prefixed with the respective country code. Special characters such as (0), +, - are not allowed.

### OTP

To complete the registration process, generate the OTP by clicking on the Generate OTP button. You will be redirected to CAPTCHA to fill and submit. To verify the mobile number, enter the OTP received and click on “Validate the OTP” tab. After validation, you will be able to submit the registration form and Candidate will receive the User ID and Password on the registered email address and or on the registered mobile number. Overseas candidates will receive both User ID and Password on registered email address.

### CAPTCHA

The CAPTCHA box (as displayed above) is a special set of characters displayed on the screen. You will have to retype the characters displayed in the box provided. If you have trouble reading the characters, click the ‘Get new image’ link to refresh the letters.

### Declaration

By selecting the ‘I Agree’ checkbox in the *Declaration* section, you are committing to be honest and fair in all your actions and that the information provided in the CAT 2024 Registration Form is correct and true. Providing wrong information can lead to cancellation of your right to appear in the examination or to be considered for the admission process as mandated by the appropriate authority. It is mandatory to agree to the contents in the Declaration to proceed to *submit* the form.

### Confirmation of Registration

Within minutes of submitting the Registration Form, you will receive your Login Details on the registered email address from the Administrator with the subject line **CAT 2024 Successful Registration**. Ensure that you check your mailbox immediately. If you do not receive the email within a reasonable period, please check your spam folder.

You will also receive the Login Details as an SMS on the registered mobile number from sender IIMCJO (Not applicable for overseas candidates). Using these credentials, you may proceed to complete your

# CAT 2024



application for **CAT 2024** by clicking on the link given in the email. You may also login from the CAT 2024 Website.

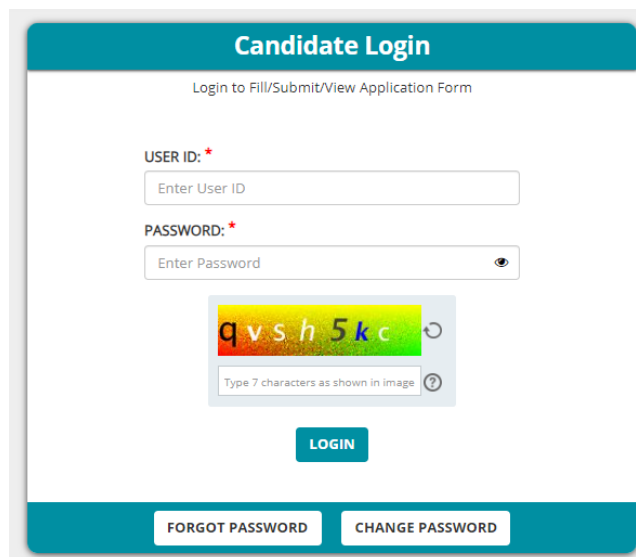
This marks the completion of **Step 1** of the Registration Process.

## Step 2: Login to CAT 2024 Website

Using the system generated User ID and Password that you have received at the completion of Step 1 above, you can login as a “Registered Candidate” on the website and fill the Application Form for **CAT 2024**.



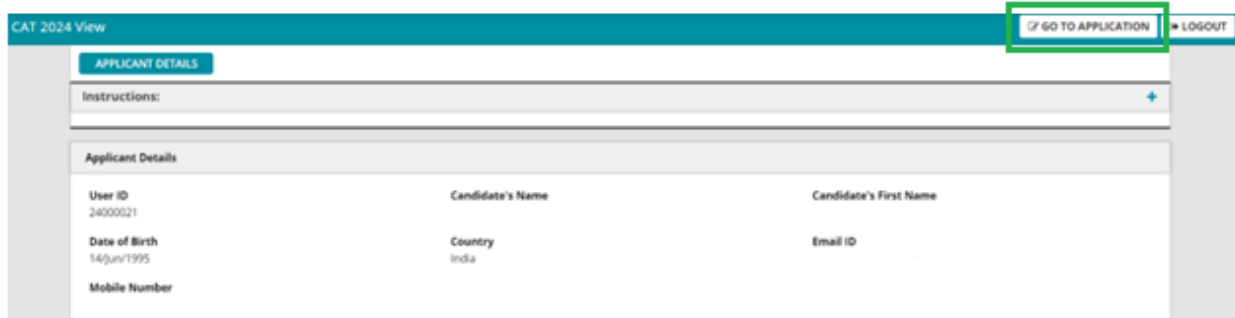
In future, if you forget your User ID/Password, click the *Forgot Password* button on the *Registered Candidate login* window. The User ID & Password will be sent to your registered email address, and not to the registered mobile number.



# CAT 2024



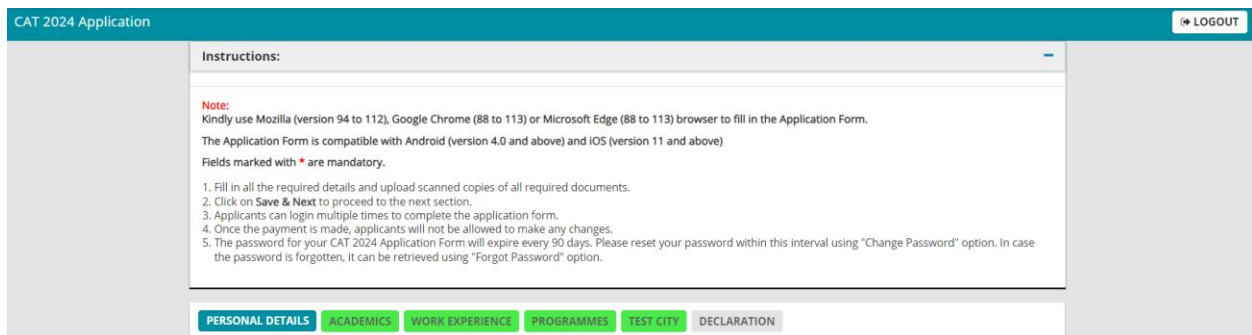
After logging in to the form, you will be redirected to the Applicant Details page. The Applicant's personal details will be displayed on this page. Next to Personal Details, a link "GO TO APPLICATION" is available. Click this link to go to the application page.



## Step 3: Fill Application Form

The Application Form is categorized into the following six sections:

- PERSONAL DETAILS
- ACADEMICS
- WORK EXPERIENCE
- PROGRAMMES
- TEST CITY
- DECLARATION



Read the instructions at the start of the form before you begin filling the information. You can Logout and exit the form any number of times to edit and complete later or Save & Continue each section till

# CAT 2024



you submit the application. However, you will not be allowed to continue if mandatory information is not entered, or the required Certificates are not uploaded.

After you complete the last section, i.e., Payment, your application for CAT 2024 will be considered complete and you will receive a confirmation mail. After this, changes to any information provided on the application form is not possible. You can only print or save the form. Details are available on the application submission page.

## 1.PERSONAL DETAILS

Candidate's Name and Date of Birth fields will be populated automatically based on the information provided at the time of registering your profile.

- Enter **Candidate's First Name**, Middle Name, Last Name, **Father's/Guardian's Name**, **Mother's Name/Guardian's Name**, **Spouse's Name**, **Candidate's Gender**, **Nationality** as applicable.
- Select your **Nationality** from the dropdown. If your nationality is not available in the dropdown list then select Others.
- Select the **Category** under which you are applying. If not General, then enter the additional details such as **Certificate Issue Date**, **Serial/Entry Number of Caste/Tribe**, **State/Union Territory of Caste/Tribe**, and **Caste/Tribe Name**.

CAT 2024 Application LOGOUT

**PERSONAL DETAILS** | ACADEMICS | WORK EXPERIENCE | PROGRAMMES | TEST CITY | DECLARATION

**Personal Details**

Candidate's Name: \*  
TEST FIVE

Candidate's First Name: \*  
CANDIDATE'S FIRST NAME

Candidate's Middle Name:  
CANDIDATE'S MIDDLE NAME

Candidate's Last Name (Surname):  
CANDIDATE'S LAST NAME (SURNAME)

Father's/Guardian's Name: \*  
FATHER'S/GUARDIAN'S NAME

Mother's/Guardian's Name: \*  
MOTHER'S/GUARDIAN'S NAME

Spouse's Name:  
SPOUSE'S NAME

**Other Personal Details**

Date of Birth: \*  
14/06/1995

Candidate's Gender: \*  
Male

Nationality: \*  
Indian

Category: \*  
ST

State/Union Territory of Category: \*  
Himachal Pradesh

Serial/Entry Number of the Caste: \*  
gh

Tribe Name: \*  
v


Do you belong to Persons with Disabilities (PwD) category as per RPwD Act 2016? \*  
 Yes  No

For details of the Caste/Tribe name applicable to you, see the National Commission for Backward Classes (NCBC) website: <https://ncbc.nic.in>



# CAT 2024



You may also click the  icon on the form to open the National Commission for Backward Classes (NCBC) website.

Additionally, scan as PDF documents and upload your valid EWS, NC-OBC, SC/ST Certificates issued by the competent authority. (Refer to the CAT 2024 website for sample format).

- Select 'Yes' if you are a **Person with Disability (PwD)**.

Additionally, select and fill details - Disability Measurable (Yes/No), Percentage of Disability, PwD UDID Number, PwD Category, Wheelchair Support and Scribe Requirement.

Scan as PDF document and upload your valid Disability Certificate issued by the appropriate notified Medical Authority. (Refer to the CAT 2024 website for sample format).

If you will be using a Scribe for the test, you need to arrange the Scribe and fill the Scribe Affidavit form available on the CAT 2024 website.

## 1.1. Communication/Permanent Address

Enter your both present and permanent postal address details correctly, as it will be used for communication during the admission process. You need to provide an *alternate Email Address* and *emergency Mobile Number* while filling up the Application form. The emergency mobile number should be different from the primary mobile and preferably should belong to a close relative/acquaintance who can be contacted during an emergency.

## 1.2. Emergency Contact Details

Enter the Emergency Contact Details that will be used for communication in case of any emergencies.

|   |  |  |
|---|--|--|
| <b>Address Line 1: *</b><br><input type="text" value="Please enter Address Line 1"/>                              | <b>Address Line 2:</b><br><input type="text" value="Please enter Address Line 2"/>                           | <b>Address Line 3:</b><br><input type="text" value="Please enter Address Line 3"/> |
| <b>Country: *</b><br><input type="text" value="Please select Country"/>   | <b>State/Union Territory: *</b><br><input type="text" value="Please select State/Union Territory"/>          | <b>District: *</b><br><input type="text" value="Please select District"/>          |
| <b>Town/City: *</b><br><input type="text" value="Please enter Town/City"/>  | <b>Pincode: *</b><br><input type="text" value="Please enter Pincode"/>                                       |  |
| <b>Primary Email Address: *</b><br><input type="text" value="XXXXXXXXXXXX"/>                                      | <b>Alternate Email Address:</b><br><input type="text" value="Please enter Alternate Email Address"/>         | <b>Primary Mobile Number: *</b><br><input type="text" value="XXXXXXXXXXXX"/>       |
| <b>Emergency Contact Details</b>  |  |  |
| <b>Emergency Mobile Number: *</b><br><input type="text" value="Code"/> <input type="text" value="Mobile Number"/> | <b>Relationship with Candidate:</b><br><input type="text" value="Please enter Relationship with Candidate"/> |  |



### 1.3. Documents Upload

In this section, you must upload all the mandatory documents as per your selections in the earlier sections.

- Passport Size Photograph and Signature:** Upload the scanned image of your passport size photo within the dimensions of 1200 pixels x 1200 pixels. Also, upload the scanned image of your signature within the dimensions of 80mm X 35mm. The documents file format should be a .jpg or .jpeg and the file size should not be more than 80KB each. The image should be clear with a minimum resolution of 150px/inch. The photo should not be more than 6 months old and should have a white background. You will need the photograph uploaded here to be affixed on the admit card on the day of the test (November 24, 2024). So, please ensure that you have sufficient copies of this photo.
- Valid EWS/NC-OBC/SC/ST Certificate:** Scan as PDF document to upload here.
- Valid PwD Certificate:** Scan as PDF document to upload here.

**Documents Upload**

**Note:**  
 Scanning of a photograph, signature, and valid SC/ ST/ NC-OBC/ PwD/ EWS certificate should be done using a scanner only. Please do not use a mobile phone or other mobile applications to scan your photograph.

- The valid NC-OBC/SC/ST/PwD/EWS certificate should be in the prescribed format issued by the competent authority in Hindi/ English language. (Refer to the CAT 2024 website for sample format)
- The self-attested scanned copy of the valid certificate should be clearly visible.
- Your name on the certificate should match with the name you have mentioned during Registration. (If there is a name mismatch, please refer to the FAQs/Registration Guide provided on the CAT 2024 website.)

Please Click [here](#) for Photo Specification and Sample Photos.

|   |   |
|---|---|
| Please upload scanned copy of passport size photograph* ⓘ           | <a href="#" style="background-color: #0070c0; color: white; padding: 5px 10px; text-decoration: none;">CLICK HERE TO UPLOAD</a> ✓ <a href="#" style="color: #0070c0; text-decoration: none;">View</a> |
| Please upload scanned copy of signature* ⓘ                          | <a href="#" style="background-color: #0070c0; color: white; padding: 5px 10px; text-decoration: none;">CLICK HERE TO UPLOAD</a> ✓ <a href="#" style="color: #0070c0; text-decoration: none;">View</a> |
| Please upload scanned copy of valid NC-OBC/SC/ST/EWS certificate* ⓘ | <a href="#" style="background-color: #0070c0; color: white; padding: 5px 10px; text-decoration: none;">CLICK HERE TO UPLOAD</a> ✓ <a href="#" style="color: #0070c0; text-decoration: none;">View</a> |

[SAVE & NEXT](#)

Click on “**SAVE & NEXT**” to proceed to the next section.

## 2. ACADEMICS





# CAT 2024



**HSC/12th/Equivalent/Diploma Course Details**

Course Type:\*  
 12th/Equivalent  Diploma

12th/Equivalent Board Name:\*  
Assam Higher Secondary Education Council

Month/Year of Completion:\*  
January 2012

Discipline:\*  
Others

Other Discipline Name:\*  
uhudhad

Maximum Marks (Inclusive of all subjects):\*  
800

Total Marks Obtained (Inclusive of all subjects):\*  
400

Aggregate Percentage (%):\*  
50

**Note :** 1. Maximum marks (inclusive of all subjects) indicates the summation of maximum marks of all subjects (including electives, if any). For example, if there are five subjects with 100 marks assigned to each subject, the candidate should populate the "Maximum Marks (inclusive of all subjects)" placeholder as 500. Total marks obtained (inclusive of all subjects) indicates the summation of actual marks obtained by the candidate in all subjects (including electives, if any). For example, if the candidate has obtained 457 marks by adding individual marks obtained in the five subjects, the candidate should populate the "Total marks obtained (inclusive of all subjects)" placeholder as 457.  
2. For computing percentage of marks obtained in HSC/12th/Equivalent/Diploma examination, the aggregate marks of all subjects including additional subjects that appear in the Mark Sheet/Grade Sheet would be considered irrespective of the Board's regulation.

**Note :** The Aggregate Percentage should be entered as an accurate value, rounded-off to 2 decimals.  
Example A : If Maximum Marks = 600, Total Marks Obtained = 421 then Aggregate Percentage = 70.16666 . This needs to be rounded off to 70.17  
Example B : If Maximum Marks = 600, Total Marks Obtained = 416 then Aggregate Percentage = 69.33333 . This needs to be rounded off to 69.33

## 2.3. Bachelor's Degree Details

Enter the details based on whether you are currently pursuing a Bachelor's Degree or have completed your Bachelor's degree.

If you selected "Yes", for *Are you in the final year of Bachelor's Degree?* enter the current year and semester of education. Enter the aggregate percentage of marks obtained for the years/semesters of the degree course completed to date.

# CAT 2024



### Bachelor's Degree Details

Are you in the final year of Bachelor's Degree?\*

Yes  No

Have you completed Bachelor's Degree?\*

Yes  No

Total Duration of Degree:\*

4 Years

Type of University/Institution:\*

IITs

State/Union Territory of University:\*

Himachal Pradesh

University/Institute Name:\*

Dr. Bhim Rao Ambedkar (Agra)

Name of College/Institution:\*

Delhi University

Degree Name:\*

BE - Bachelor of Engineering (any)

**Note :** If you have a degree with Honors or Vocational, eg. B.Sc (Hons), B.Com (Hons) or BA (Hons), BA (Voc.) etc., then just choose the corresponding degree from the drop-down list eg. B.Sc, B.Com or BA.

Discipline:\*

Actuary

Graduation Stream:\*

Non Engineering

Month/Year of Course Commencement:\*

January 2020

Month/Year of Completion:\*

January 2024

Marks % awarded by University/Institute \*

81

Do you have or are you undergoing dual or 5 year integrated course?\*

Yes  No

**Note :**

- If you have dual degree with both a Bachelor's and a Master's (BTech + MTech or BTech + MSc) enter the appropriate details in the Bachelor's and Master's degree sections.
- If your university's name does not appear in the drop down list, you may select the option "Others" from the drop down list, enter your university/institute name in the "Other University/Institute Name" text box.
- If any of the details about your Bachelor's/Master's degree are not available in the dropdown list please select "Others" from the dropdown list and enter the details in the text box.

If you hold a Bachelor's Degree, compute the aggregate percentage of marks obtained as per the norms of the University/Institution. If no norms exist, enter the aggregate percentage of marks obtained for all years/semesters of the degree course.

If you have completed your Bachelor's degree in the year 2020/2021 and have been promoted/passed without marks by your University/Institution, then you can mark the flag 'Promotion/Pass without Marks' to proceed further with the application form. **\* Only valid for candidates passing out in 2020/2021\***

# CAT 2024



Click here if you have more than one Bachelor's Degree (for example BCom + LLB or BE + BPharm)

## Second Bachelor's Degree Details

Are you in the final year of Bachelor's Degree?\*

Yes  No

Have you completed Bachelor's Degree?\*

Yes  No

**Note :** If you have a degree with Honors or Vocational, eg. B.Sc (Hons), B.Com (Hons) or BA (Hons), BA (Voc.) etc., then just choose the corresponding degree from the drop-down list eg. B.Sc, B.Com or BA.

If you have more than one Bachelor's degree (for example B Com + LLB or BA + B.Ed.) then select the check box "**Click here if you have more than one Bachelor's Degree (for example BCom + LLB or BE + BPharm)**" & fill the details for both the Bachelor's degrees.

**Note: If you have a dual degree with both a Bachelor's and a Master's (BTech + MTech or BTech + MSc) enter the appropriate details in both the Bachelor's and Master's degree sections.**

## 2.4. Master's Degree Details

If you choose to enter your Master's Degree details, then select if you are currently pursuing it or have completed it and enter the relevant details as mentioned in the form.

### Master's Degree Details

Do you want to enter Master's Degree details?\*

Yes  No

Master's Degree Completion Status:\*

In Progress  Completed

Total Duration of Degree:\*

Total Duration of Degree

Type of University/Institution:\*

Type of University/Institution

State/Union Territory of University:\*

Please select State/Union Territory of University

University/Institute Name:\*

University/Institute Name

Name of College/Institution:\*

Name of College/Institution

Degree Name:\*

Please select Degree Name

Discipline:\*

Please select Discipline

Month/Year of Course Commencement:\*

Month

Year

Month/Year of Completion:\*

Month

Year

Aggregate Marks (%):\*

Aggregate Marks (%)

# CAT 2024



If you have completed your Master's degree in the year 2020/2021 and have been promoted/passed without marks by your University/Institution, then you can mark the flag 'Promotion/Pass without Marks' to proceed further with the application form. **\* Only valid for candidates passing out in 2020/2021\***

## 2.5. Other Professional Degree Details

Please select the professional degrees that you have obtained from the list of professional degrees such as FIAI, CA, ICWA (CMA), CS etc. However, enter aggregate percentage only for the degree in which you have scored the maximum.

### Other Professional Degree Details

Are you a Fellow of the Institute of Actuaries of India (FIAI)?\*

Yes  No

FIAI Final Aggregate Marks (%):\*

Month/Year of Course Commencement:\*

Month  Year

Month/Year of Completion:\*

Month  Year

Do you want to enter any professional degree details such as CA/CS/ICWA (CMA)?\*

Yes  No

| Select the Degree:*      | Degree     | Degree Completion Status  |
|--------------------------|------------|---|
| <input type="checkbox"/> | CA         | <input type="radio"/> In Progress <input type="radio"/> Completed |
| <input type="checkbox"/> | ICWA (CMA) | <input type="radio"/> In Progress <input type="radio"/> Completed |
| <input type="checkbox"/> | CS         | <input type="radio"/> In Progress <input type="radio"/> Completed |

**Note :**

In case of multiple professional degrees, specify the marks (%) for the Professional Degree with the highest Aggregate marks (%).

For CA or ICWA (CMA) or CS please enter Inter Marks (%) and Final Marks (%).

The Aggregate Marks (%) will be auto calculated based on the Inter Marks (%) and Final Marks (%) provided by the candidate as per the formula given below.  $Aggregate\ Marks\ (\%) = (Inter\ Marks\ (\%) + Final\ Marks\ (\%))/2$

Specify the following details for the Completed Professional Degree in which you scored the highest percentage of marks.

Name of professional degree:\*

Professional Inter Marks (%):\*

Professional Final Marks (%):\*

Professional Final Aggregate Marks (%):\*

Month/Year of Course Commencement:\*

Month  Year

Month/Year of Course Completion:\*

Month  Year





# CAT 2024



- PERSONAL DETAILS
- ACADEMICS
- WORK EXPERIENCE
- PROGRAMMES
- TEST CITY
- DECLARATION

## Work Experience (If any)

**Note :**

Enter your work experience as on July 31, 2024.  
 Only Full-time experience after graduation must be entered.  
 Part-time/Project/Internship/Articleship/Pre-graduation work experience should not be entered and will not be considered as work experience.  
 Please enter the exact date you started working in an industry and the date you finally exited that particular industry. Moreover, please mention the number of days you temporarily exited the particular industry in the Break in Experience box.

| INDUSTRY TYPE  | WORK EXPERIENCE (IN DAYS AS ON JULY 31, 2024) |            |                    |                      |  |
|--|---|------------|--------------------|----------------------|--|
| <input checked="" type="checkbox"/> Automobiles/Auto-ancillaries | 01/02/2020                                    | 31/01/2024 | 0                  | 1461                 |  |
| <input checked="" type="checkbox"/> Banking/Financial Services   | 01/02/2020                                    | 31/01/2024 | 0                  | 1461                 |  |
| <input type="checkbox"/> Durables                                | (Start Date)                                  | (End Date) | Break in Experienc | Experience (In days) |  |
| <input type="checkbox"/> Engineering/Industrial                  | (Start Date)                                  | (End Date) | Break in Experienc | Experience (In days) |  |
| <input type="checkbox"/> Fast Moving Consumer Goods (FMCG)       | (Start Date)                                  | (End Date) | Break in Experienc | Experience (In days) |  |
| <input type="checkbox"/> Information Technology                  | (Start Date)                                  | (End Date) | Break in Experienc | Experience (In days) |  |
| <input type="checkbox"/> Pharmaceuticals/Healthcare              | (Start Date)                                  | (End Date) | Break in Experienc | Experience (In days) |  |
| <input type="checkbox"/> Retail                                  | (Start Date)                                  | (End Date) | Break in Experienc | Experience (In days) |  |
| <input type="checkbox"/> Telecommunications                      | (Start Date)                                  | (End Date) | Break in Experienc | Experience (In days) |  |

|  |                       |              |            |                    |                      |
|--|-----------------------|--------------|------------|--------------------|----------------------|
| <input checked="" type="checkbox"/> Others | Education             | 01/02/2020   | 31/01/2024 | 0                  | 1461                 |
| <input type="checkbox"/> Others            | Specify Industry type | (Start Date) | (End Date) | Break in Experienc | Experience (In days) |
| <input type="checkbox"/> Others            | Specify Industry type | (Start Date) | (End Date) | Break in Experienc | Experience (In days) |

**Note :**  
 Candidates, who are independent professional practitioners, like Lawyers, Doctors and other professionals can enter their work experience details in "Others" field.

|   |                        |
|---|------------------------|
| Total Work Experience (In days as on July 31, 2024)           | 4383                   |
| Total Work Experience (In Month and days as on July 31, 2024) | 146 Month(s) 03 Day(s) |

- BACK
- SAVE & NEXT

# CAT 2024



Click on “SAVE & NEXT” to proceed to the next section.

## 4. PROGRAMMES

You can select all programmes at once by clicking on the “Select All” checkbox above the programme section. Select the Programme and then select the Interview City for that Programme as per the cities listed from the respective drop-down list.

PERSONAL DETAILS ACADEMICS WORK EXPERIENCE **PROGRAMMES** TEST CITY DECLARATION

---

**Programmes**

**Note :**  
Applicant can select any number of programmes. For each programme selected, kindly select an interview city as well.  
Please note that this list of interview cities is tentative and the candidate's preference may be used if the institute holds interviews in that city.

Select All

| PROGRAMME NAMES   | INTERVIEW CITY   |
|---|--|
| <input checked="" type="checkbox"/> IIM Ahmedabad PGP                   | Interview City Preference 1 *<br>Bengaluru<br>Interview City Preference 2 *<br>Hyderabad |
| <input type="checkbox"/> IIM Ahmedabad PGP-FABM                         | Interview City Preference 1<br>Select<br>Interview City Preference 2<br>Select           |
| <input type="checkbox"/> IIM Ahmedabad ePGD-ABA                         | Interview City Preference 1<br>Select  |
| <input type="checkbox"/> IIM Ahmedabad Doctoral Programme in Management | Interview City Preference 1<br>Select  |
| <input type="checkbox"/> IIM Amritsar MBA                               | Interview City Preference 1<br>Select<br>Interview City Preference 2<br>Select           |

# CAT 2024



|  |  |
|--|--|
| <input type="checkbox"/> IIM Udaipur MBA-DEM (Digital Enterprise Management)   | Interview City Preference 1<br>Select  |
| <input type="checkbox"/> IIM Udaipur MBA-GSCM (Global Supply Chain Management) | Interview City Preference 1<br>Select  |
| <input type="checkbox"/> IIM Udaipur Executive MBA (Online)                    | Interview City Preference 1<br>Select  |
| <input type="checkbox"/> IIM Udaipur PhD                                       | Interview City Preference 1<br>Select  |
| <input type="checkbox"/> IIM Visakhapatnam PGP                                 | Interview City Preference 1<br>Select<br>Interview City Preference 2<br>Select |
| <input type="checkbox"/> IIM Visakhapatnam PhD                                 | Interview City Preference 1<br>Select  |
| <input type="checkbox"/> IIM Visakhapatnam EMBA                                | Interview City Preference 1<br>Select  |
| <input type="checkbox"/> IIM Visakhapatnam PGPMCI                              | Interview City Preference 1<br>Select  |
| <input type="checkbox"/> IIM Visakhapatnam Executive PhD                       | Interview City Preference 1<br>Select  |

BACK

SAVE & NEXT

Click on “**SAVE & NEXT**” to proceed to the next section.

## 5. TEST CITY

Applicant can select any five different Test Cities as per his/her preference from the drop-down menu. After the last date of registration, one among the 5 preferred test cities will be allotted (subject to availability). In rare cases, if an Applicant is not allotted to any of the preferred test cities, Applicant will be allotted to a nearby test city.

**Note: You will not be allowed to select the same city for more than one as preference.**

# CAT 2024



- PERSONAL DETAILS
- ACADEMICS
- WORK EXPERIENCE
- PROGRAMMES
- TEST CITY**
- DECLARATION

## Test City Preferences

**Note:** Applicant can select any five Test Cities as per preference from the drop down menu. After the last date of registration, one among the 5 preferred test cities will be allotted (subject to availability). In rare case, if an Applicant is not allotted to any of the preferred test cities, Applicant will be allotted to a nearby test city.

Preferred Test State-City 1:<sup>\*</sup>

Maharashtra - Palghar - Boisar

Preferred Test State-City 2:<sup>\*</sup>

Maharashtra - Navi Mumbai

Preferred Test State-City 3:<sup>\*</sup>

Maharashtra - Aurangabad (CS N.

Preferred Test State-City 4:<sup>\*</sup>

Gujarat - Anand

Preferred Test State-City 5:<sup>\*</sup>

Maharashtra - Kolhapur

BACK

SAVE & NEXT

Click on “**SAVE & NEXT**” to proceed to the next section.

## 6. DECLARATION

A General/EWS/NC-OBC candidate will be charged Rs. 2500 while an SC/ST/PwD candidate will be charged Rs. 1250 to appear for CAT 2024. Before proceeding with the payment, carefully read the transaction charges as per the table below.

Select the Payment Mode. After selecting, the respective payment gateway will be enabled for you.

# CAT 2024



- PERSONAL DETAILS
- ACADEMICS
- WORK EXPERIENCE
- PROGRAMMES
- TEST CITY
- DECLARATION

## Net Banking/Credit Card/Debit Card/Cash Card/Wallet

Collapse —

Please verify the details given below before you proceed to the payment gateway

Candidate's Name : TEST FIVE

Applicable Registration Fee (Rs) : 1250

**Note :** For more details on applicable registration fee, please refer to the FAQs/Advertisement provided on CAT 2024 website.

## Payment Details

### Additional Charges\*

| Detail Price list of PayU Convenience Fee |   |
|---|---|
| Particular                                | Convenience Fee (Exclusive of applicable taxes) (per transaction basis) |
| Standard Credit Cards                     | 0.90%   |
| Amex                                      | 1.20%   |
| International credit Card                 | 3.00%   |
| Debit cards                               | Nil   |
| UPI                                       | Nil   |
| Rupay Debit Cards                         | Nil   |
| Standard Net Banking                      | Rs. 10/-  |
| Net Banking (ICICI/HDFC)                  | Rs.12/-   |
| Net Banking (SBI)                         | Rs.17/-   |
| UPI QR                                    | Nil   |
| BHIM UPI QR                               | Nil   |

## CAT 2024



|                            |       |
|----------------------------|-------|
| LazyPay                    | 2.10% |
| Deferred Payment Solutions | 2.10% |
| EMIs                       | 2.10% |
| RuPay CC on UPI            | 1.75% |

### Detail Price list of SBlepay Convenience Fee

| Particular                | Convenience Fee (Exclusive of applicable taxes) (per transaction basis) |
|---------------------------|---|
| Standard Credit Cards     | 0   |
| Amex                      | 1.50%   |
| International credit Card | 3.00%   |
| Paypal                    | 3.50%   |
| Debit cards               | 0   |
| UPI                       | Nil   |
| Rupay Debit Cards         | Nil   |
| Net Banking Other Bank    | 0   |
| Net Banking (SBI)         | 0   |
| UPI QR                    | Nil   |
| BHIM UPI QR               | Nil   |
| NEFT                      | 0   |
| Branch Challan            | 0   |

### Payment Mode -

Choose your payment mode:\*

SBlePay  PayU

## CAPTCHA

The Captcha box (as displayed) is a special set of characters displayed on the screen. You will need to retype the characters displayed in the box provided. If you have trouble reading the characters, click the 'Get new image' link to refresh the letters.

It is mandatory to select the check box: **"I have previewed the Application Form by clicking on the Preview Application Button and confirm that all the data reflecting in the Preview is correct"**.

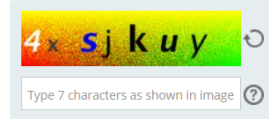
# CAT 2024



## Declaration

I have previewed the Application Form by clicking on the Preview Application Button and confirm that all the data reflecting in the Preview is correct.

I hereby certify that the information given by me in this Application Form is true to the best my knowledge. I certify that I fulfil the CAT 2024 eligibility criteria and undertake to produce original documents whenever necessary. I understand that the exam cannot be rescheduled under any circumstances. I agree to abide by the declaration of the authorities regarding the eligibility of my application and understand that any misrepresentation or omission of facts in my application may justify cancellation of my CAT 2024 application and scores. I understand that all disputes will be subject to the territorial jurisdiction the city of Kolkata only.



**Note:** Captcha is case insensitive.

BACK

PREVIEW

SUBMIT

It is important that you preview the application form, using the **'PREVIEW'** button to check for accuracy and completeness of all the data you have entered, before proceeding with the payment. You can preview your application at any stage and any number of times before submitting your application. It is also important to read the complete Declaration before submitting your application.

The CAT 2024 payment partners are SBI ePay and PayU. Based on the selected payment mode, the payment gateway page will be displayed. On this page, you have various options to make the payment for the examination.

After successful transaction of your payment, a 'Payment Successful' message will be displayed on the screen along with the Payment Transaction Number (*please keep it saved for future references*). You will then be redirected to the CAT 2024 application.

### 6.1. Application Confirmation Email

You will also receive a confirmation email stating the successful submission of your CAT 2024 Application within a few minutes. The email may also contain communication on additional details such as Admit Card download window.

### 6.2. Application Summary

Whenever you login to the CAT 2024 application form as a Registered User, you will see the Application Summary that will give a Read-only view of the details you have entered.



## CAT 2024



### 6.3. Candidate Help Desk

In the event you do not receive a Confirmation email after completion of the application process or for queries regarding CAT Registration, Application and Payment Processing, Document uploading, you can connect with the Candidate Help Desk by e-mail ([cathelpdesk@iimcat.co.in](mailto:cathelpdesk@iimcat.co.in)) or call 1-800-210-0175 (Toll Free), Monday to Saturday 9:00AM to 6:00PM (excluding National holidays). Please have your User ID and/or Payment Transaction Number details at hand for reference.

For Academic queries like eligibility, category and PwD certificate, please contact CAT Centre office by e-mail ([cat2024\\_helpdesk@iimcal.ac.in](mailto:cat2024_helpdesk@iimcal.ac.in)) or call 033-7121 1104. (Please note that CAT Centre should NOT be contacted for any issue related to CAT registration, application, or payment processing) - Monday to Friday excluding holiday, from 9:30 AM to 5:30 PM.

For more information, you may also refer the FAQs available on the CAT 2024 website (<https://iimcat.ac.in>)